















Optima Steamer Accessories List

<p>A70015 Steam Gun K26 w/ 3.5mm Nozzle</p>	<p>A70024 Steam Gun RL37 w/ 5.5mm Nozzle</p>
<p>BEST SELLER!</p>  <p>Standard Gun is included in all Optima Steamers. 3.5mm Nozzle installed (shown)</p>	<p>BEST SELLER!</p>  <p>Power Gun with 5.5mm nozzle tip produces a higher output of steam. Steam hose connects to bottom of gun enabling more smoother move. Recommended for use with Power Hose.</p>
<p>A70019 Steam Gun RL22 w/ 5.5mm Nozzle</p>	<p>A70274 Steam Gun K26 w/ Quick-Coupler</p>
 <p>Power Gun with 5.5mm nozzle tip produces a higher output of steam. Steam hose connects to front of gun minimizing indirect heat. Recommended for use with Power Hose.</p>	<p>BEST SELLER!</p>  <p>Quick Coupler allows for easy connect/disconnect of all lances, nozzles & specialized wands. 1x included (depending on model) in package.</p>
<p>85-50047 Steam Gun K26 with Quick Coupler, KC35</p>	<p>85-50130 Steam Gun RL22 with quick coupler, KC35</p>
 <p>Quick Coupler allows for easy connect/disconnect of all lances, nozzles & specialized wands. Designed to connect long lances, wands, or nozzles that requires firm holds or to support strong, external forces.</p>	 <p>Quick Coupler allows for easy connect/disconnect of all lances, nozzles & specialized wands. Designed to connect long lances, wands, or nozzles that requires firm holds or to endure strong forces.</p>
<p>85-50136 Steam Gun RL37 with quick coupler, KC35</p>	<p>85-50135 Barrel wand with bimetal thermometer 4V.</p>
 <p>Quick Coupler allows for easy connect/disconnect of all lances, nozzles & specialized wands. Designed to connect long lances, wands, or nozzles that requires firm holds or to endure strong forces.</p>	<p>NEW</p>  <p>Sets on top of barrel, inserting injector through bunghole and securing optimum pressure and heat with FDA approved bung. Injects steam through several outlets, ensuring a thorough cleaning (loosens up tartrates!). Fits Bourdoux, wine or spirits barrels.</p>








Optima Steamer Accessories List

<p>A70013 Steam Gun K26 with nozzle, L.1000 A70012 Steam Gun K26 with nozzle, L.600 A70011 Steam Gun K26 with nozzle, L.500 A70010 Steam Gun K26 with nozzle, L.300</p>	<p>85-50079 Steam Nozzle, L.300 + Quick Plug, KPS45 85-50080 Steam Nozzle, L.500 + Quick Plug, KPS45 85-50060 Steam Nozzle, L.600 + Quick Plug, KPS45 85-50061 Steam Nozzle, L.1000 + Quick Plug, KPS45</p>
 <p>Standard Gun with 3.5mm nozzle tip. Extension is long enough to reach areas where needed, without limiting maneuverability.</p>	 <p>Extension allows for further reach with accessibility to hard-to-clean areas. Easy to attach or detach to Steam Gun with Quick Coupler(85-50047, 85-50130 or 85-50136)</p>
<p>A70030 Steam Hose 5 Poly 3/8" 10m</p>  <p>10 meter standard hose included in all Optima Steamers. Manufactured to withstand high temperature and pressure.</p>	<p>A70057 Steam Hose 5 Poly 3/8 15m</p>  <p>15 meter standard hose included in all Optima Steamers. Manufactured to withstand high temperature and pressure.</p>
<p>A70058 Steam Hose Poly 3/8 20m</p>  <p>20 meter standard hose included in all Optima Steamers. Manufactured to withstand high temperature and pressure.</p>	<p>A70039 Power Steam Hose 5 Poly 3/8 10m</p>  <p>10 meter power hose allows for large output/spray when combined with power gun or larger nozzle tip (5.5mm) on standard gun. Due to large output, this may increase water consumption.</p>

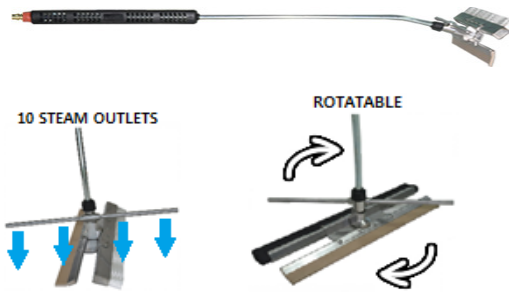
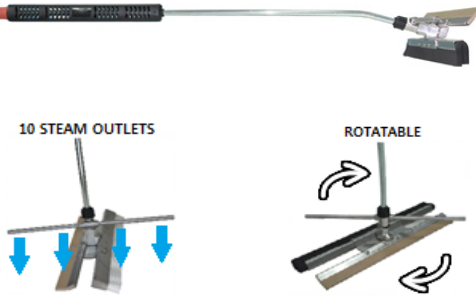



Optima Steamer Accessories List

<p>A70059 Power Steam Hose 5 Poly 3/8 15m</p> 	<p>A70060 Power Steam Hose 5 Poly 3/8 20m</p> 
<p>85-50143 Power steam hose 5-Poly 38, 30m</p>  <p>30 meter power hose allows for large output/spray when combined with power gun or larger nozzle tip (5.5mm) on standard gun. Due to large output, this may increase water consumption.</p>	<p>85-50144 Power steam hose 5-Poly 38, 40m</p>  <p>40 meter power hose allows for large output/spray when combined with power gun or larger nozzle tip (5.5mm) on standard gun. Due to large output, this may increase water consumption.</p>
<p>A71608 Turbo Steam Nozzle + Quick Plug</p>  <p>BEST SELLER!</p> <p>Allows more force with a "brushing & rinsing" action of the spinning rotor - Extra cleansing power along with a rinse of steam. A70274 required.</p>	<p>70636 Foam Silicone Hose, L.1000/EA</p>  <p>Replacement foam used on quick connect hoses. Cut to 1000mm.</p>
<p>A70247 Flat Nozzle 100x50 + Quick Plug</p>  <p>Flat nozzle is 2 inches wide, allowing flat and even spray for a variety of uses. Nozzle can turn 360°, allowing for the nozzle to enter into small and linear crevices. A70274 required.</p>	<p>A70248 Flat Nozzle 100x100 + Quick Plug</p>  <p>Flat nozzle is 4 inches wide, allowing flat and even spray for a variety of uses. Nozzle can turn 360°, allowing for the nozzle to spray in linear form. A70274 required.</p>
<p>A70303 Lance 100 w/ Brush Holder + Quick Plug (6")</p>	<p>A70025 Flat Fan Nozzle 50</p>







Optima Steamer Accessories List

 <p>Smallest lance allows connection to any brush. For use with Quick Connect Gun. Uses 4-ring Brush Holder that adapts best to larger brushes/scraper. A70274 required.</p>	 <p>BEST SELLER!</p> <p>Flat Fan Nozzle 50 sprays over a larger surface area, while lowering the noise level and pressure for delicate surfaces. A70274 required.</p>
<p>A71607 Silence Steam Nozzle + Quick Plug</p>	<p>A70026 Steam Nozzle 3.5mm + Quick Plug</p>
 <p>Connects to quick coupling gun, which lowers decibal count when working in quieter environment. A70274 required.</p>	 <p>Easily convert Quick Coupling Gun (A70274) back to the same capability of Standard Gun (A70015). A70274 required.</p>
<p>A71605 Steam Extractor Hand Tool</p>	<p>85-50088 Heat-resistant vacuum hose D.38, 3m with connector</p>
 <p>BEST SELLER!</p> <p>Designed to connect to steam hose or current shop vacuum. Controlled spray chamber ensures no over-spray. For prolonged use with comfort grip that also shields heat. 100mm wide spray and 38mm hose fitting.</p>	 <p>Designed to connect to Hand Tool, Floor Spinner to prevent hot steam from melting/damaging the vacuum suction hose.</p>
<p>85-50077 Lance 250 with Brush Holder + Quick Plug, KPS45 85-50078 Lance 400 with Brush Holder + Quick Plug, KPS45 85-50064 Lance 700 with Brush Holder + Quick Plug, KPS45 85-50063 Lance 1000 with Brush Holder + Quick Plug, KPS45</p>	<p>85-53006 Floor brush, KPS45</p>
 <p>Lances allows connection to large brushes or scrapers. Easy to attach or detach to Steam Gun with Quick Coupler, KC35(85-50047, 85-50130 or 85-50136)</p>	 <p>Allows for scrubbing action on tough surfaces where harder scrubbing is needed. Recommended for use on hard or porous surfaces (concrete, brick, etc). Steam Gun with Quick Coupler, KC35(85-50047, 85-50130 or 85-50136) required.</p>
<p>A70947 Steam Gun with Combination Brush Kit</p>	<p>A70948 Steam Gun with Combination Scrubber Kit</p>






Optima Steamer Accessories List

 <p>10 STEAM OUTLETS</p> <p>ROTATABLE</p> <p>Allows for scrubbing action on tough surfaces where harder scrubbing is needed. Swivel spray bar allows use in combination with brush or squeegee. Recommended for use on hard or porous surfaces i.e. concrete, brick. A70274 required.</p>	 <p>10 STEAM OUTLETS</p> <p>ROTATABLE</p> <p>Combination Scrubber allows for scrubbing on softer, more delicate surfaces - Swivel spray bar allows for spray to be used in combination with scrubber or squeegee. Recommended for use on delicate surfaces i.e. tractor trailer siding, tile. A70274 required.</p>
<p>85-50056 Floor Spinner with lance, KPS45</p>	
	<p>Tackle any floor surfaces - even uneven ones. The rotating steam jet at high speed increases the steam jet pressure, generating a "tornado effect." Compatible for connection with 38mm vacuum hose for extraction. Steam Gun with Quick Coupler, KC35(85-50047, 85-50130 or 85-50136) required.</p>
<p>85-50038 Weed Control, Roller</p>	<p>A70014 Steam Gun K26 with Weed Removal, L900</p>
 <p>Designed to safely kills weeds/unwanted shrubs without chemicals. using a long lance. Convenient to roll it on the road using two-wheels. Steam Gun with Quick Coupler, KC35(85-50047, 85-50130 or 85-50136) required.</p>	 <p>Concentrated steam in Bell Housing safely kills weeds/unwanted shrubs without chemicals. Ergonomic extension w/ 3.5mm nozzle tip allows for ease of use on surface.</p>
<p>A70001 Bell Attachment Nozzle (Weeding)</p>	<p>85-50036 Weed Control, Spear</p>

Optima Steamer Accessories List

 <p>Concentrated heat from nozzle tip, allowing for weed removal w/o chemicals. Replaces any standard nozzle tip from any extended gun. A70010, A70011 or A70013 required.</p>	 <p>Concentrated steam injected into soil safely cooks and kills the roots and kernels of weeds/unwanted shrubs in seconds. Steam Gun with Quick Coupler, KC35(85-50047, 85-50130 or 85-50136) required.</p>
<p>85-50035 Weed Control, Brush</p>	<p>85-50037 Weed Control, Flat</p>
 <p>Designed to safely kills weeds/unwanted shrubs without chemicals using a small steel brush. Steam Gun with Quick Coupler, KC35(85-50047, 85-50130 or 85-50136) required.</p>	 <p>Designed to safely kills weeds/unwanted shrubs without chemicals using a 100mm flat nozzle. Steam Gun with Quick Coupler, KC35(85-50047, 85-50130 or 85-50136) required.</p>
<p>71393 Brush D.30 w/ Brass bristles</p>	<p>71392 Brush D.30 with Polyester Bristles</p>
 <p>Brass bristles for tough or metal surfaces that require extra scrubbing force. Works best with short brush holder, but also adapts to larger brush holder. Not recommended on painted surfaces. A70303, A70256, A70257 or A70254 required.</p>	 <p>Polyester bristles allow for scrubbing action for tough grime but gentle enough to avoid scratching paint or delicate surfaces (tile grout, window sills). Works best with short brush holder, but can adapt to larger brush holder. A70303, A70256, A70257 or A70254 required.</p>
<p>71391 Brush D.60 with Polyester Bristles</p>	<p>70284 Round Brush D.100 with Nylon Bristles</p>









Optima Steamer Accessories List

 <p>Polyester bristles allow scrubbing action for tough grime but gentle enough to avoid scratching painted or delicate surfaces (Tile grout, window sills, etc). Recommended when larger scrubbing area needed. Best connects to any lance with short brush. A70303, A70256, A70257 or A70254 required.</p>	 <p>Larger Nylon bristles allow for harder scrubbing action when needed. Easily connects to any lance with larger brush holder. Best used for hard surfaces (concrete, brick, etc). A70303, A70256, A70257 or A70254 required.</p>
<p>70287 Pad 100</p>	<p>70288 Pad Holder 100 (Rounded plate w/ Velcro) *Requires part # 70287</p>
 <p>Scrubbing pad can be removed from pad holder for easy cleaning or one time use. 70288 required.</p>	 <p>Holds scrubbing pad in place with Velcro for easy removal. Adapts best to lances with small brush holder, as large brush holder can protrude from base of pad. A70303, A70256, A70254, A70290, A70289 or A0297 required.</p>
<p>85-50091 Mop wand with squeegee 2.4M assy 85-50092 Mop wand with squeegee 3.6M assy 85-50093 Mop wand with squeegee 5.5M assy</p>	
	<p>Mop wands allow for extra reach to steam/scrub tough dirt and grime without damaging surface area. Steam exits through a steam bar below the squeegee. Squeegee wands allow for extra reach to wipe away dirt and grime. Made of tough, lightweight material that allows continued use. This new model combines a mop and squeegee and make users conduct mopping and squeegeeing at the same time</p>
<p>70630 Silicone Nozzle Protector, 1m</p>	<p>70635 Foam Silicone Hose 12x24mm, 1m</p>







Optima Steamer Accessories List

  <p>Replacement nozzle tips for steam gun. Protects your hands and replaces worn nozzle protectors.</p>	  <p>Replacement insulation hose for steam gun #70015. Cut to 1000mm.</p>
<p>71205 Quick Coupler PF 3/8 (For gun)</p>	<p>71207 Quick Plug (For gun)</p>
  <p>Modified version of our quick connect couplers - replaces brass to stainless steel fitting. Replaces part #70272 on Quick Connect Gun. Used with part #71207.</p>	  <p>Modified version of our quick connect plug - replaces brass to stainless steel fitting. Replaces part # 70273 on any lances or nozzles. Best used with part #71205.</p>
<p>71206 Quick Coupler (For hose)</p>	<p>71208 Quick Plug (For hose)</p>
  <p>Ideal to use when changing the type or length of hose. Connects to hose female fitting. Used with part #71208.</p>	  <p>Ideal to use when changing the type or length of hose. Connects to Optima steam outlets (removal of a part is necessary). Used in conjunction with part #71206.</p>
<p>35-50040 Quick Plug M PF1/4F, KPS45 (For lances)</p>	<p>35-50041 Quick Coupler F PF1/4M, KC35 (For gun)</p>
 <p>Upgraded version of our quick connect couplers. Best used with long lances.</p>	 <p>Upgraded version of our quick connect plug. Best used with Steam Gun with Quick Coupler, KC35(85-50047, 85-50130 or 85-50136)</p>
<p>70229 Steam Gun Nozzle 2.5mm</p>	<p>70230 Steam Gun Nozzle 3.5mm</p>
 <p>Smallest nozzle tip. Best for use when narrow spray is desired.</p>	 <p>Standard nozzle, used on all standard guns and has the same size as our lances.</p>
<p>70233 Steam Gun Nozzle 5.5mm</p>	<p>70349 O-Ring P8 for Brush Holder</p>

Optima Steamer Accessories List

 <p>Largest nozzle tip, which allows for larger spray and volume of steam. Purchase with quick connect plug for a quick connect gun. Replaces standard nozzle tip.</p>	 <p>Replace any worn out O-Ring from your 4-ring or 2-ring Brush Holder for tight fitting to brushes.</p>
<p>70867 Brush Holder (Short, 2-Ring)</p>	<p>70865 Brush Holder (Long, 4-Ring)</p>
 <p>Best used for smaller brushes. Replace worn out brush holder or replace 4-ring brush holder to adapt on smaller brushes. Spray tip is 3.5mm (same as standard nozzle tip).</p>	 <p>Best used on larger brushes, but can be used on smaller brushes (protrudes slightly from some brushes). Spray tip is 3.5mm (same as standard nozzle tip).</p>
<p>85-50005 Shutter K26 with O-ring</p>	<p>71394 Plastic scraper 50mm</p>
 <p>Easily repairs steam guns & corrects any leakage from nozzle tip of steam gun. Made from Stainless Steel.</p>	 <p>Allows for continued use on hard surfaces. Connects to any lance with 4-ring capability. Not recommended for painted/delicate surfaces. Recommended for gum removal with brass bristle brush to scrub residue.</p>
<p>70302 Scraper 100, sus</p>	<p>70930 Work Gloves</p>
 <p>Allows for continued use on hard surfaces. Recommended for gum removal.</p>	 <p>Protects your hands from heat while maintaining a firm grip on any surface. Form fitting, one size.</p>
<p>A71311 Microfiber towel FBZ, Dark blue</p>	<p>A71312 Microfiber towel Cross patterned, Dark blue</p>

Optima Steamer Accessories List

 <p>An updated version of our polishing towels without the "waffle" design, allowing for scrubbing those tough areas. (20/bag)</p>	 <p>BEST SELLER!</p> <p>Updated version of our popular "polishing" towel, made sturdier and thicker to provide extra absorption. "Waffle" design allows streak free shine. (20/bag)</p>
<p>A71313 Microfiber towel Wool style, Dark blue</p>	<p>A71314 Microfiber towel Double Warp Knitted</p>
 <p>Provides a superior shine due to the super soft "buffing" style fibers. (20/bag)</p>	 <p>Updated version of our popular "Absorbing" towels, allows for quick absorption when you need it most - Specifically designed to work with minimal to excessive moisture, while leaving your work surface streak free. (20/bag)</p>
<p>A70292 Anti-scaling treatment 1kg</p>	<p>Inverter 1000W, 12V-115V/220V/230V, 50Hz/60Hz</p>
 <p>Add Anti-scaling treatment will prevent scale build-up inside steam vessel and increase the thermal efficiency of the machine. Simply add water treatment every day and ensure that the steam vessel is drained at the end of the day.</p>	 <p>Supply power by converting DC to AC. Extra car batteries and a battery charger required for mobile car wash service.</p>
<p>85-50003 Omega, Softener kit 85-50048 Omega Softener kit for XD/E 85-50081 Omega Softener kit for SEII</p>	<p>85-50094 Omega Softener kit package</p>

Optima Steamer Accessories List



Enjoy the most convenient and hassle-free scale build-up prevention method with re-generatable water softener. Omega Softener prevents scale build-up in the steam vessel so that it keeps optimal condition for OPTIMA STEAMER.



Enjoy the most convenient and hassle-free scale build-up prevention method with re-generatable water softener. Omega Softener prevents scale build-up in the steam vessel so that it keeps optimal condition for OPTIMA STEAMER. Total Softener Kit applicable to all Optima Steamer models.